

**AGENDA PLACEMENT FORM**

(Submission Deadline – Monday, 5:00 PM before Regular Court Meetings)

Date: 4/27/2026

Meeting Date: 5/11/2026

Submitted By: Kathy Blackwell

Department: Treasurer

Signature of Elected Official/Department Head:  
\_\_\_\_\_

<b>Court Decision:</b> <small>This section to be completed by County Judge's Office</small>


**Description:**

Consideration to approve the Quarterly Investment Report for the time period of January 1, 2026 to March 31, 2026

\_\_\_\_\_

\_\_\_\_\_

\_\_\_\_\_

\_\_\_\_\_

\_\_\_\_\_

(May attach additional sheets if necessary)

**Person to Present:** \_\_\_\_\_

(Presenter must be present for the item unless the item is on the Consent Agenda)

**Supporting Documentation:** (check one)     PUBLIC     CONFIDENTIAL

(PUBLIC documentation may be made available to the public prior to the Meeting)

**Estimated Length of Presentation:** \_\_\_\_\_ minutes

**Session Requested:** (check one)

Action Item     Consent     Workshop     Executive     Other \_\_\_\_\_

**Check All Departments That Have Been Notified:**

County Attorney     IT     Purchasing     Auditor

Personnel     Development Services     Facilities Management

Other Department/Official (list) \_\_\_\_\_

**Please List All External Persons Who Need a Copy of Signed Documents  
In Your Submission Email**


JOHNSON COUNTY INVESTMENT REPORT  
2ND QTR 2026

Investment Officers for Johnson County


Kathy Blackwell - Johnson County Treasurer

Steve Watson - Johnson County Auditor

May 11, 2026



Christopher Boedeker, County Judge




Rick Bailey, Commissioner Pct. 1



Kenny Howell, Commissioner Pct. 2



Mike White, Commissioner Pct. 3



Larry Woolley, Commissioner Pct. 4

ATTEST:

By:   
April Long, County Clerk



## Summary

This report is submitted in accordance with Government Code 2256.023. Investment of funds shall be governed by the following investment objectives, in order of priority: preservation and safety of principal, liquidity, and yield.


The investment report is prepared according to generally accepted accounting principles. All of the the County's investments are in full compliance with the Johnson County Investment Policy as passed by the Johnson County Commissioner's Court on July 14, 2025.

Sincerely,



---

Kathy Blackwell  
Johnson County Treasurer  
Investment Officer for Johnson County



---

Steve Watson  
Johnson County Auditor  
Investment Officer for Johnson County

**MONTH END BALANCES FOR INVESTMENTS**  
March 2026

ACCOUNT NAME	COUNTY FUND	MULTI-BANK SECURITIES	TEXAS CLASS	TEXPOOL	AMERPRISE FINANCIAL	MONEY MARKET FFB	TOTAL
GENERAL	0100	\$ 13,403,512.16	\$ 2,944,308.35	\$ 4,569,897.20	\$ 9,570,955.99	\$ 42,124,922.78	\$ 72,613,596.48
HEALTHCARE FUND	0119	\$ -	\$ -	\$ -	\$ -	\$ 8,808,570.16	\$ 8,808,570.16
LAW LIBRARY	0140	\$ -	\$ -	\$ -	\$ -	\$ 177,782.83	\$ 177,782.83
R&B1	0150	\$ 111,035.01	\$ 579,699.83	\$ 619,363.59	\$ -	\$ 2,685,792.60	\$ 3,995,891.03
R&B2	0160	\$ 111,035.01	\$ 1,057,682.37	\$ 1,550,068.27	\$ -	\$ 3,829,206.83	\$ 6,547,992.48
R&B3	0170	\$ 111,035.01	\$ 238,603.09	\$ 1,307,901.78	\$ -	\$ 2,595,165.99	\$ 4,252,705.87
R&B4	0180	\$ 333,105.04	\$ 1,097,055.02	\$ 489,379.04	\$ -	\$ 3,311,907.81	\$ 5,231,446.91
RECORDS MNGMT & PRESER CC	0212	\$ -	\$ -	\$ 335,149.34	\$ -	\$ 314,390.91	\$ 649,540.25
RECORDS MGMT & PRESER DST CLK	0214	\$ -	\$ -	\$ -	\$ -	\$ 230,553.35	\$ 230,553.35
RECORDS MGMT & PRESER REC	0216	\$ -	\$ 1,666,474.66	\$ 1,161,762.88	\$ -	\$ 222.84	\$ 2,828,460.38
ELECTION SERVICES	0240	\$ -	\$ -	\$ 214,725.02	\$ -	\$ 692,924.81	\$ 907,649.83
DA FORFEITURE FUND	0260	\$ -	\$ -	\$ -	\$ -	\$ 146,715.78	\$ 146,715.78
STOP SCU-FORFEITURES	0300	\$ -	\$ -	\$ 685,191.77	\$ -	\$ 158.76	\$ 685,350.53
JUVENILE PROBATION	0350	\$ -	\$ -	\$ -	\$ -	\$ 62,878.20	\$ 62,878.20
JP #1 TECHNOLOGY	0360	\$ -	\$ -	\$ -	\$ -	\$ 76,501.79	\$ 76,501.79
JP #2 TECHNOLOGY	0370	\$ -	\$ -	\$ -	\$ -	\$ 33,690.96	\$ 33,690.96
JP #3 TECHNOLOGY	0380	\$ -	\$ -	\$ -	\$ -	\$ 89,077.43	\$ 89,077.43
JP #4 TECHNOLOGY	0390	\$ -	\$ -	\$ -	\$ -	\$ 104,796.97	\$ 104,796.97
COUNTY SPECIALTY COURT	0395	\$ -	\$ -	\$ -	\$ -	\$ 73,357.89	\$ 73,357.89
COURTHOUSE SECURITY	0400	\$ -	\$ -	\$ -	\$ -	\$ 137,880.16	\$ 137,880.16
JUSTICE COURT SECURITY	0410	\$ -	\$ -	\$ -	\$ -	\$ 99,557.11	\$ 99,557.11
COURT FACILITY FUND	0415	\$ -	\$ -	\$ -	\$ -	\$ 103,765.92	\$ 103,765.92
CUSTODIAL FUNDS	0420	\$ -	\$ -	\$ -	\$ -	\$ 42,120.61	\$ 42,120.61
COURT REPORTER SERVICE FUND	0430	\$ -	\$ -	\$ -	\$ -	\$ 267,232.27	\$ 267,232.27
RECORDS ARCHIVE-CC	0450	\$ -	\$ 231,683.43	\$ 193,665.73	\$ -	\$ 555,423.94	\$ 980,773.10
DST CLK RECORDS PRESERVATION	0460	\$ -	\$ -	\$ -	\$ -	\$ 83.44	\$ 83.44
CTY & DST CLK TECHNOLOGY FUND	0470	\$ -	\$ -	\$ -	\$ -	\$ 16,767.51	\$ 16,767.51
COURT RECORDS PRESERVATION FUND	0480	\$ -	\$ -	\$ 138,378.36	\$ -	\$ 314,390.91	\$ 452,769.27
DST CLK RECORDS TECHNOLOGY FUND	0490	\$ -	\$ -	\$ -	\$ -	\$ 173,520.45	\$ 173,520.45
PECAN VALLEY MHMR	0500	\$ -	\$ -	\$ -	\$ -	\$ 27,247.23	\$ 27,247.23
CAPITAL MURDER	0530	\$ 666,210.07	\$ 387,236.86	\$ 1,161,762.88	\$ -	\$ 628,781.80	\$ 2,843,991.61
EQUIPMENT RESERVE	0540	\$ -	\$ -	\$ -	\$ -	\$ 943,172.72	\$ 943,172.72
CONSTRUCTION RESERVE	0545	\$ -	\$ -	\$ -	\$ -	\$ 1,139.25	\$ 1,139.25
INDIGENT HEALTH CARE	0550	\$ 222,070.02	\$ 1,204,879.55	\$ 2,152,620.69	\$ -	\$ 768,240.82	\$ 4,347,811.08
OPIOID REMEDIATION	0555	\$ -	\$ -	\$ -	\$ -	\$ 157,195.46	\$ 157,195.46
STEP PROGRAM LE	0560	\$ -	\$ -	\$ -	\$ -	\$ 500,000.00	\$ 500,000.00
RIGHT OF WAY	0600	\$ 904,142.24	\$ 196,089.18	\$ 184,902.06	\$ -	\$ 419,187.90	\$ 1,704,321.38
GENERAL DEBT SERVICE	0800	\$ -	\$ -	\$ -	\$ -	\$ 209,905.22	\$ 209,905.22
PRE-TRAIL BOND SUPER	1020	\$ -	\$ -	\$ 25,051.31	\$ -	\$ 550,184.10	\$ 575,235.41
FLEET MAINTENANCE OPERATIONS	1110	\$ -	\$ -	\$ -	\$ -	\$ 148,842.64	\$ 148,842.64
SOFTWARE PROJECTS	7060	\$ -	\$ -	\$ -	\$ -	\$ 97.80	\$ 97.80
SERVICE CENTER RENOVATION	7069	\$ -	\$ -	\$ -	\$ -	\$ 877,621.38	\$ 877,621.38
LAW ENFORCEMENT SOFTWARE	7071	\$ -	\$ -	\$ -	\$ -	\$ 468.69	\$ 468.69
FLEET MAINTENANCE RENOVATION	7072	\$ -	\$ -	\$ -	\$ -	\$ 176.58	\$ 176.58
JOCO ANNEX RENOVATION	7073	\$ -	\$ -	\$ -	\$ -	\$ 2,802,864.29	\$ 2,802,864.29
ERP SYSTEMS	7074	\$ -	\$ -	\$ -	\$ -	\$ 385,021.31	\$ 385,021.31
110 N MAIN RENOVATION	7075	\$ -	\$ -	\$ -	\$ -	\$ 3,027,490.15	\$ 3,027,490.15
PRECINCT 2 SUB-COURTHOUSE	7076	\$ -	\$ -	\$ -	\$ -	\$ 3,535,327.06	\$ 3,535,327.06
108 E KILPATRICK RENOVATION	7077	\$ -	\$ -	\$ -	\$ -	\$ 282,277.94	\$ 282,277.94
MASTER THOROUGHFARE PLAN	7080	\$ -	\$ -	\$ -	\$ -	\$ 32,681,727.72	\$ 32,681,727.72
ARPA	8820	\$ -	\$ -	\$ 1,955,000.00	\$ -	\$ 80,000.00	\$ 2,035,000.00
SB22 - SHERIFF'S OFFICE	9222	\$ -	\$ -	\$ -	\$ -	\$ -	\$ -
SB22 - COUNTY ATTORNEY	9223	\$ -	\$ -	\$ -	\$ -	\$ -	\$ -
SB22 - DISTRICT ATTORNEY	9224	\$ -	\$ -	\$ -	\$ -	\$ -	\$ -
		\$ 15,862,144.57	\$ 9,603,712.34	\$ 16,744,819.92	\$ 9,570,955.99	\$ 115,096,331.07	\$ 166,877,963.88

JOHNSON COUNTY FIXED INCOME INVESTMENT SUMMARY BY FUND		
Multi Bank Securities		
AS OF 3/31/2026		
COUNTY	BOOK	MARKET
FUND	VALUE	VALUE
0100	\$ 12,767,950.00	\$ 13,403,512.16
0150	\$ 105,770.00	\$ 111,035.01
0160	\$ 105,770.00	\$ 111,035.01
0170	\$ 105,770.00	\$ 111,035.01
0180	\$ 317,310.00	\$ 333,105.04
0530	\$ 634,620.00	\$ 666,210.07
0550	\$ 211,540.00	\$ 222,070.02
0600	\$ 861,270.00	\$ 904,142.24
	\$ 15,110,000.00	\$ 15,862,144.56

JOHNSON COUNTY FIXED INCOME INVESTMENT SUMMARY BY FUND		
Ameriprise Financial		
AS OF 3/31/2026		
COUNTY	BOOK	MARKET
FUND	VALUE	VALUE
0100	\$ 4,623,000.00	\$ 9,570,955.99
0150	\$ -	\$ -
0160	\$ -	\$ -
0170	\$ -	\$ -
0180	\$ -	\$ -
0530	\$ -	\$ -
0550	\$ -	\$ -
0600	\$ -	\$ -
	\$ 4,623,000.00	\$ 9,570,955.99

JOHNSON COUNTY INVESTMENTS WITH MULTI-BANK SECURITIES						
ACCOUNT NAME	CUSIP#	SETTLEMENT DATE	MATURITY DATE	MBS December 31, 2025	MBS March 31, 2026	Matured/Called
BOOK VALUE	029728CQ3	7/19/2024	1/16/2026	\$ 249,000.00		
MARKET VALUE				\$ 249,109.56		
BOOK VALUE	32022RXY8	7/19/2024	1/20/2026	\$ 249,000.00		
MARKET VALUE				\$ 249,136.95		
BOOK VALUE	48115LAL8	7/19/2024	1/20/2026	\$ 248,000.00		
MARKET VALUE				\$ 248,163.68		
BOOK VALUE	22551KBE1	7/29/2024	1/29/2026	\$ 249,000.00		
MARKET VALUE				\$ 249,191.73		
BOOK VALUE	05580A5P5	2/16/2024	2/17/2026	\$ 244,000.00		
MARKET VALUE				\$ 244,183.00		
BOOK VALUE	06051XAD4	2/15/2024	2/17/2026	\$ 244,000.00		
MARKET VALUE				\$ 244,214.72		
BOOK VALUE	33767GGS1	2/16/2024	2/17/2026	\$ 244,000.00		
MARKET VALUE				\$ 244,224.48		
BOOK VALUE	098079BF2	3/15/2024	3/16/2026	\$ 249,000.00		
MARKET VALUE				\$ 249,398.40		
BOOK VALUE	32114VCN5	3/19/2024	3/19/2026	\$ 248,000.00		
MARKET VALUE				\$ 248,481.12		
BOOK VALUE	62847NEL6	3/27/2024	3/27/2026	\$ 249,000.00		
MARKET VALUE				\$ 249,565.23		
BOOK VALUE	44042WDD6	7/30/2025	7/30/2028	\$ 249,000.00		
MARKET VALUE				\$ 249,064.74		
BOOK VALUE	3134HAY31	1/14/2025	1/14/2028	\$ 500,000.00		
MARKET VALUE				\$ 500,140.00		
BOOK VALUE	065427B54	4/10/2024	4/10/2026	\$ 249,000.00	\$ 249,000.00	
MARKET VALUE				\$ 249,632.46	\$ 249,027.39	
BOOK VALUE	682325EM3	7/12/2024	5/12/2026	\$ 249,000.00	\$ 249,000.00	
MARKET VALUE				\$ 249,943.71	\$ 249,236.55	
BOOK VALUE	45332WBL6	11/30/2023	5/29/2026	\$ 248,000.00	\$ 248,000.00	
MARKET VALUE				\$ 249,197.84	\$ 248,381.92	
BOOK VALUE	50625LBS1	11/30/2023	6/1/2026	\$ 248,000.00	\$ 248,000.00	
MARKET VALUE				\$ 249,641.76	\$ 248,572.88	
BOOK VALUE	56824JAX2	7/30/2024	7/30/2026	\$ 249,000.00	\$ 249,000.00	
MARKET VALUE				\$ 250,389.42	\$ 249,562.74	
BOOK VALUE	843355BS6	11/14/2023	8/14/2026	\$ 248,000.00	\$ 248,000.00	
MARKET VALUE				\$ 250,251.84	\$ 249,086.24	
BOOK VALUE	02616ACP2	8/20/2024	8/20/2026	\$ 249,000.00	\$ 249,000.00	
MARKET VALUE				\$ 249,607.56	\$ 249,092.13	
BOOK VALUE	20825WCS7	9/1/2023	9/1/2026	\$ 248,000.00	\$ 248,000.00	
MARKET VALUE				\$ 250,688.32	\$ 249,381.36	
BOOK VALUE	70337MHU5	9/6/2024	9/8/2026	\$ 249,000.00	\$ 249,000.00	
MARKET VALUE				\$ 249,704.67	\$ 249,136.95	
BOOK VALUE	52603NBK6	9/9/2024	9/9/2026	\$ 245,000.00	\$ 245,000.00	
MARKET VALUE				\$ 245,654.15	\$ 245,024.50	
BOOK VALUE	356436AQ8	9/19/2023	9/18/2026	\$ 248,000.00	\$ 248,000.00	
MARKET VALUE				\$ 251,107.44	\$ 249,691.36	

ACCOUNT NAME	CUSIP#	SETTLEMENT DATE	MATURITY DATE	MBS	
				December 31, 2025	March 31, 2026
BOOK VALUE	09582YBG6	8/20/2024	10/20/2026	\$ 245,000.00	\$ 245,000.00
MARKET VALUE				\$ 245,945.70	\$ 245,328.30
BOOK VALUE	03065AAY9	10/24/2024	10/23/2026	\$ 249,000.00	\$ 249,000.00
MARKET VALUE				\$ 249,542.82	\$ 248,972.61
BOOK VALUE	64016YAD5	10/30/2024	10/30/2026	\$ 249,000.00	\$ 249,000.00
MARKET VALUE				\$ 249,485.55	\$ 248,935.26
BOOK VALUE	67054NBN2	11/13/2023	11/10/2026	\$ 248,000.00	\$ 248,000.00
MARKET VALUE				\$ 252,109.36	\$ 250,487.44
BOOK VALUE	01882MAJ1	11/20/2023	11/20/2026	\$ 248,000.00	\$ 248,000.00
MARKET VALUE				\$ 252,347.44	\$ 250,683.36
BOOK VALUE	01025RAR0	11/27/2024	11/27/2026	\$ 249,000.00	\$ 249,000.00
MARKET VALUE				\$ 250,466.61	\$ 249,607.56
BOOK VALUE	23322GW45	6/6/2024	12/4/2026	\$ 249,000.00	\$ 249,000.00
MARKET VALUE				\$ 251,288.31	\$ 250,207.65
BOOK VALUE	319267MH0	6/7/2024	12/7/2026	\$ 244,000.00	\$ 244,000.00
MARKET VALUE				\$ 246,659.60	\$ 245,476.20
BOOK VALUE	052392EA1	12/13/2024	12/14/2026	\$ 249,000.00	\$ 249,000.00
MARKET VALUE				\$ 250,665.81	\$ 249,754.47
BOOK VALUE	740367WF0	6/13/2025	12/14/2026	\$ 249,000.00	\$ 249,000.00
MARKET VALUE				\$ 250,307.25	\$ 249,485.55
BOOK VALUE	01664MAW6	7/30/2025	2/1/2027	\$ 249,000.00	\$ 249,000.00
MARKET VALUE				\$ 250,217.61	\$ 249,383.46
BOOK VALUE	909557LG3	11/29/2024	2/26/2027	\$ 249,000.00	\$ 249,000.00
MARKET VALUE				\$ 250,105.56	\$ 249,261.45
BOOK VALUE	919853KY6	3/19/2024	3/19/2027	\$ 244,000.00	\$ 244,000.00
MARKET VALUE				\$ 246,820.64	\$ 245,551.84
BOOK VALUE	654062LV8	3/22/2024	3/22/2027	\$ 249,000.00	\$ 249,000.00
MARKET VALUE				\$ 251,933.22	\$ 250,693.20
BOOK VALUE	73317ACV2	3/20/2024	3/22/2027	\$ 247,000.00	\$ 247,000.00
MARKET VALUE				\$ 249,778.75	\$ 248,528.93
BOOK VALUE	68584JAR0	5/17/2024	5/17/2027	\$ 249,000.00	\$ 249,000.00
MARKET VALUE				\$ 252,732.51	\$ 251,353.05
BOOK VALUE	40220JAA6	5/30/2025	5/28/2027	\$ 249,000.00	\$ 249,000.00
MARKET VALUE				\$ 250,242.51	\$ 249,303.78
BOOK VALUE	33610RVJ9	6/5/2024	6/7/2027	\$ 244,000.00	\$ 244,000.00
MARKET VALUE				\$ 247,613.64	\$ 246,278.96
BOOK VALUE	48836LCP5	8/5/2025	8/5/2027	\$ 249,000.00	\$ 249,000.00
MARKET VALUE				\$ 250,508.94	\$ 249,507.96
BOOK VALUE	30960QAX5	8/28/2024	8/27/2027	\$ 249,000.00	\$ 249,000.00
MARKET VALUE				\$ 250,538.82	\$ 249,527.88
BOOK VALUE	369674CX2	8/29/2024	8/27/2027	\$ 249,000.00	\$ 249,000.00
MARKET VALUE				\$ 250,359.54	\$ 249,380.97
BOOK VALUE	22282XAH3	10/18/2024	10/18/2027	\$ 247,000.00	\$ 247,000.00
MARKET VALUE				\$ 247,051.87	\$ 246,300.99
BOOK VALUE	83088XAS7	10/25/2024	10/25/2027	\$ 249,000.00	\$ 249,000.00
MARKET VALUE				\$ 250,162.83	\$ 249,201.69
BOOK VALUE	856528FN9	2/26/2025	11/26/2027	\$ 249,000.00	\$ 249,000.00
MARKET VALUE				\$ 251,310.72	\$ 250,205.16
BOOK VALUE	31983VDP9	5/29/2025	11/29/2027	\$ 249,000.00	\$ 249,000.00
MARKET VALUE				\$ 250,399.38	\$ 249,410.85
BOOK VALUE	79772FAK2	11/27/2024	11/29/2027	\$ 249,000.00	\$ 249,000.00
MARKET VALUE				\$ 251,572.17	\$ 250,436.73
BOOK VALUE	90353EBQ5	11/29/2024	11/29/2027	\$ 249,000.00	\$ 249,000.00
MARKET VALUE				\$ 251,315.70	\$ 250,210.14
BOOK VALUE	300498BZ4	3/30/2026	1/31/2028		\$ 249,000.00
MARKET VALUE					\$ 248,145.93

Matured/Called

ACCOUNT NAME	CUSIP#	SETTLEMENT DATE	MATURITY DATE	MBS	
				December 31, 2025	March 31, 2026
BOOK VALUE	34520LBM4	2/12/2025	2/11/2028	\$ 249,000.00	\$ 249,000.00
MARKET VALUE				\$ 251,477.55	\$ 250,364.52
BOOK VALUE	02589AGM8	2/19/2025	2/28/2028	\$ 244,000.00	\$ 244,000.00
MARKET VALUE				\$ 246,669.36	\$ 245,644.56
BOOK VALUE	25460FFM3	2/23/2026	2/23/2028		\$ 249,000.00
MARKET VALUE					\$ 248,088.66
BOOK VALUE	335857EC8	3/24/2025	3/24/2028	\$ 249,000.00	\$ 249,000.00
MARKET VALUE				\$ 249,191.73	\$ 249,000.00
BOOK VALUE	15118RW45	6/11/2025	6/12/2028	\$ 249,000.00	\$ 249,000.00
MARKET VALUE				\$ 250,533.84	\$ 249,493.02
BOOK VALUE	61776NTA1	6/11/2025	6/12/2028	\$ 244,000.00	\$ 244,000.00
MARKET VALUE				\$ 246,930.44	\$ 245,769.00
BOOK VALUE	152577CZ3	8/7/2025	8/7/2028	\$ 249,000.00	\$ 249,000.00
MARKET VALUE				\$ 249,059.76	\$ 249,007.47
BOOK VALUE	05612LJQ6	2/20/2026	8/21/2028		\$ 245,000.00
MARKET VALUE					\$ 244,382.60
BOOK VALUE	38151PAK7	10/8/2025	10/10/2028	\$ 243,000.00	\$ 243,000.00
MARKET VALUE				\$ 242,295.30	\$ 241,452.09
BOOK VALUE	898812AU6	11/14/2025	11/14/2028	\$ 249,000.00	\$ 249,000.00
MARKET VALUE				\$ 247,824.72	\$ 246,965.67
BOOK VALUE	92512KAS2	11/17/2025	11/17/2028	\$ 245,000.00	\$ 245,000.00
MARKET VALUE				\$ 243,505.50	\$ 242,694.55
BOOK VALUE	45906AEV5	12/30/2025	12/29/2028	\$ 249,000.00	\$ 249,000.00
MARKET VALUE				\$ 247,356.60	\$ 246,517.47
BOOK VALUE	05614FDL4	1/14/2026	1/16/2029		\$ 245,000.00
MARKET VALUE					\$ 241,952.20
BOOK VALUE	43942MBJ0	1/14/2026	1/16/2029		\$ 245,000.00
MARKET VALUE					\$ 242,596.55
BOOK VALUE	45776NJE7	1/16/2026	1/16/2029		\$ 249,000.00
MARKET VALUE					\$ 245,461.71
BOOK VALUE	33885WBG4	1/23/2026	1/23/2029		\$ 249,000.00
MARKET VALUE					\$ 246,420.36
BOOK VALUE	46659CTT7	1/23/2026	1/23/2029		\$ 240,000.00
MARKET VALUE					\$ 238,046.40
BOOK VALUE	63008MCR0	1/30/2026	1/30/2029		\$ 245,000.00
MARKET VALUE					\$ 244,093.50
BOOK VALUE	849430DK6	2/27/2026	2/27/2029		\$ 249,000.00
MARKET VALUE					\$ 246,671.85
BOOK VALUE	412022ES0	3/18/2026	3/16/2029		\$ 249,000.00
MARKET VALUE					\$ 245,885.01
BOOK VALUE	337504BT0	3/20/2026	3/20/2029		\$ 249,000.00
MARKET VALUE					\$ 245,909.91
BOOK VALUE	81424TBP8	3/20/2026	3/20/2029		\$ 249,000.00
MARKET VALUE					\$ 246,552.33
BOOK VALUE	3130AYPN0	1/29/2024	1/15/2027	\$ 495,000.00	\$ 495,000.00
MARKET VALUE				\$ 498,182.85	\$ 496,410.75
BOOK VALUE	313086MD5	6/12/2025	6/12/2028	\$ 255,000.00	\$ 255,000.00
MARKET VALUE				\$ 255,775.20	\$ 254,949.00
FUNDS IN CASH ACCT PERSHING				\$ -	\$ -
BOOK VALUE				\$ 15,870,000.00	\$ 15,860,000.00
MARKET VALUE				\$ 15,950,978.49	\$ 15,862,144.57

Matured/Called

R  
R

**JOHNSON COUNTY INVESTMENT WITH AMERPRISE FINANCIAL**

	CUSIP#	SETTLEMENT DATE	MATURITY DATE	AMERPRISE December 31, 2025	AMERPRISE March 31, 2026
ACCOUNT NAME					
BOOK VALUE	91282CBH3	1/24/2025	1/31/2026	\$ 518,000.00	
MARKET VALUE				\$ 516,653.20	
BOOK VALUE	TPFXX	MUTUAL FUND	MUTUAL FUND	\$ 500,000.00	\$ 1,000,000.00
MARKET VALUE					
BOOK VALUE	US TRES 3 MONTH ETF				
MARKET VALUE				\$ 997,699.76	\$ 997,299.72
BOOK VALUE	US TREAS 6 MONTH ETF				
MARKET VALUE				\$ 997,995.24	\$ 997,197.96
BOOK VALUE	US TREAS 12 MONTH ETF				
MARKET VALUE				\$ 999,482.84	\$ 997,093.40
BOOK VALUE	US TREAS 24 MONTH ETF				
MARKET VALUE				\$ 999,710.52	\$ 993,891.14
BOOK VALUE	12547CBB8	6/14/2023	6/15/2026	\$ 244,000.00	\$ 244,000.00
MARKET VALUE				\$ 245,093.12	\$ 244,380.64
BOOK VALUE	23204HPA0	6/14/2023	6/15/2026	\$ 244,000.00	\$ 244,000.00
MARKET VALUE				\$ 245,149.24	\$ 244,405.04
BOOK VALUE	062119CB6	7/28/2023	7/28/2026	\$ 249,000.00	\$ 249,000.00
MARKET VALUE				\$ 251,064.21	\$ 249,946.20
BOOK VALUE	307811HD4	7/31/2023	7/31/2026	\$ 249,000.00	\$ 249,000.00
MARKET VALUE				\$ 250,566.21	\$ 249,677.28
BOOK VALUE	91282CCP4	1/24/2025	7/31/2026	\$ 525,000.00	\$ 525,000.00
MARKET VALUE				\$ 516,195.75	\$ 519,587.25
BOOK VALUE	320437AC0	8/4/2023	8/4/2026	\$ 249,000.00	\$ 249,000.00
MARKET VALUE				\$ 250,640.91	\$ 249,709.65
BOOK VALUE	88423MAC9	8/11/2023	8/11/2026	\$ 249,000.00	\$ 249,000.00
MARKET VALUE				\$ 250,775.37	\$ 249,796.80
BOOK VALUE	912828Z78	1/24/2025	1/31/2027	\$ 523,000.00	\$ 523,000.00
MARKET VALUE				\$ 511,844.41	\$ 513,439.56
BOOK VALUE	27004PFH1	7/24/2024	7/23/2027	\$ 246,000.00	\$ 246,000.00
MARKET VALUE				\$ 249,062.70	\$ 247,908.96
BOOK VALUE	91282CAD3	1/24/2025	7/31/2027	\$ 548,000.00	\$ 548,000.00
MARKET VALUE				\$ 522,057.68	\$ 523,509.88
BOOK VALUE	91282CB86	1/24/2025	12/31/2027	\$ 554,000.00	\$ 554,000.00
MARKET VALUE				\$ 523,790.38	\$ 524,133.86
BOOK VALUE	59828MAM9	5/20/2025	2/22/2028	\$ 249,000.00	\$ 249,000.00
MARKET VALUE				\$ 249,296.31	\$ 249,017.43
BOOK VALUE	61690D4P0	5/14/2025	5/15/2028	\$ 245,000.00	\$ 245,000.00
MARKET VALUE				\$ 247,058.00	\$ 245,997.15
BOOK VALUE	90355GWA0	5/14/2025	5/15/2028	\$ 249,000.00	\$ 249,000.00
MARKET VALUE				\$ 250,498.98	\$ 249,470.61
CASH AND CASH INVESTMENTS				\$ 43,931.17	\$ 24,493.46
BOOK VALUE				\$ 5,141,000.00	\$ 4,623,000.00
MARKET VALUE				\$ 9,618,566.00	\$ 9,570,955.99

R  
R

JOHNSON COUNTY INVESTMENTS WITH TEXAS CLASS			
Market Value = Book Value			
ACCOUNT NAME	COUNTY	Texas Class	Texas Class
	FUND	December 31, 2025	March 31, 2026
GENERAL	0100	\$ 2,917,628.96	\$ 2,944,308.35
R&B1	0150	\$ 574,446.96	\$ 579,699.83
R&B2	0160	\$ 1,048,098.35	\$ 1,057,682.37
R&B3	0170	\$ 236,441.03	\$ 238,603.09
R&B4	0180	\$ 1,087,114.23	\$ 1,097,055.02
RECORDS MGMT & PRESER CC	0212		
RECORDS MGMT & PRESER REC	0216	\$ 1,651,374.15	\$ 1,666,474.66
RECORDS MNGMT-COUNTY	0220		
ELECTION SERVICES	0240		
STOP SCU-FORFEITURES	0300		
STOP SCU-SEIZURES	0320		
RECORDS ARCHIVE-CC	0450	\$ 229,584.07	\$ 231,683.43
CC RECORDS PRESERVATION	0480		
CAPITAL MURDER	0530	\$ 383,727.97	\$ 387,236.86
INDIGENT HEALTH CARE	0550	\$ 1,193,961.73	\$ 1,204,879.55
RIGHT OF WAY	0600	\$ 194,312.37	\$ 196,089.18
		\$ 9,516,689.82	\$ 9,603,712.34

R

JOHNSON COUNTY INVESTMENTS WITH TEXPOOL			
Market Value = Book Value			
ACCOUNT NAME	COUNTY	TexPool	TexPool
	FUND	December 31, 2025	March 31, 2026
GENERAL	0100	\$ 4,396,493.42	\$ 4,569,897.20
R&B1	0150	\$ 600,250.25	\$ 619,363.59
R&B2	0160	\$ 1,502,233.67	\$ 1,550,068.27
R&B3	0170	\$ 1,267,540.39	\$ 1,307,901.78
R&B4	0180	\$ 474,276.98	\$ 489,379.04
RECORDS MGMT & PRESER CC	0212	\$ 324,806.75	\$ 335,149.34
RECORDS MGMT & PRESER REC	0216	\$ 1,125,911.27	\$ 1,161,762.88
ELECTION SERVICES	0240	\$ 208,098.68	\$ 214,725.02
STOP SCU-FORFEITURES	0300	\$ 737,183.44	\$ 685,191.77
RECORDS ARCHIVE-CC	0450	\$ 187,689.27	\$ 193,665.73
CC RECORDS PRESERVATION	0480	\$ 134,108.05	\$ 138,378.36
CAPITAL MURDER	0530	\$ 1,125,911.27	\$ 1,161,762.88
INDIGENT HEALTH CARE	0550	\$ 2,086,191.54	\$ 2,152,620.69
RIGHT OF WAY	0600	\$ 179,196.05	\$ 184,902.06
PRE-TRAIL BOND SUPER	1020	\$ 24,278.23	\$ 25,051.31
ARPA	8820	\$ 2,292,835.15	\$ 1,955,000.00
		\$ 16,667,004.41	\$ 16,744,819.92

R

MONEY MARKET - FFB			
ACCOUNT NAME	COUNTY FUND	MMA - FFB	
		December 31, 2025	MMA-FFB March 31, 2026
GENERAL	0100	\$ 11,951,650.28	\$ 42,124,922.78
HEALTHCARE FUND	0119	\$ 11,186,890.07	\$ 8,808,570.16
LAW LIBRARY	0140	\$ 164,320.18	\$ 177,782.83
R&B1	0150	\$ 1,626,597.29	\$ 2,685,792.60
R&B2	0160	\$ 2,626,161.68	\$ 3,829,206.83
R&B3	0170	\$ 1,592,667.08	\$ 2,595,165.99
R&B4	0180	\$ 2,025,075.47	\$ 3,311,907.81
RECORDS MGMT & PRESER CO CLK	0212	\$ 290,583.54	\$ 314,390.91
RECORDS MGMT & PRESER DST CLK	0214	\$ 213,094.60	\$ 230,553.35
RECORDS MGMT & PRESER RECORDING	0216	\$ 92,478.30	\$ 222.84
ELECTION SERVICES CONTRACTS	0240	\$ 652,736.71	\$ 692,924.81
DA FORFEITURE FUNDS	0260	\$ 135,605.67	\$ 146,715.78
STOP SCU - FORFEITURES	0300	\$ 34,852.07	\$ 158.76
STOP SCU - SEIZURES	0320	\$ -	\$ -
JUVENILE PROBATION	0350	\$ 58,116.74	\$ 62,878.20
JP #1 TECHNOLOGY	0360	\$ 70,708.67	\$ 76,501.79
JP # 2 TECHNOLOGY	0370	\$ 34,563.72	\$ 33,690.96
JP #3 TECHNOLOGY	0380	\$ 82,332.03	\$ 89,077.43
JP #4 TECHNOLOGY	0390	\$ 96,861.18	\$ 104,796.97
COUNTY SPECIALTY COURT	0395	\$ 67,802.83	\$ 73,357.89
COURTHOUSE SECURITY	0400	\$ 147,768.25	\$ 137,880.16
JUSTICE COURT SECURITY	0410	\$ 92,018.13	\$ 99,557.11
COURT FACILITY FUND	0415	\$ 188,670.49	\$ 103,765.92
CUSTODIAL FUNDS	0420	\$ 38,931.03	\$ 42,120.61
COURT REPORTER SERVICE FUND	0430	\$ 246,996.00	\$ 267,232.27
CO CLK RECORDS PRESERVATION	0450	\$ 513,364.29	\$ 555,423.94
DST CLK RECORDS PRESERVATION	0460	\$ 77.10	\$ 83.44
CTY & DST CLERK TECHNOLOGY FUND	0470	\$ 15,497.78	\$ 16,767.51
COURT RECORDS PRESERVATION FUND	0480	\$ 290,583.54	\$ 314,390.91
DST CLK RECORDS TECHNOLOGY FUND	0490	\$ 160,380.57	\$ 173,520.45
PECAN VALLEY MHMR	0500	\$ 25,183.92	\$ 27,247.23
CAPITAL MURDER FUND	0530	\$ 581,167.08	\$ 628,781.80
EQUIPMENT RESERVE	0540	\$ 871,750.66	\$ 943,172.72
CONSTRUCTION RESERVE	0545	\$ 655,619.02	\$ 1,139.25
INDIGENT HEALTH CARE	0550	\$ 855,458.46	\$ 768,240.82
OPIOID REMEDIATION	0555	\$ 145,291.77	\$ 157,195.46
STEP PROGRAM LE	0560	\$ -	\$ 500,000.00
RIGHT OF WAY FUND	0600	\$ 387,444.76	\$ 419,187.90
GENERAL DEBT SERVICE	0800	\$ 189,987.99	\$ 209,905.22
PRE-TRIAL BOND SUPERVISION	1020	\$ 508,521.24	\$ 550,184.10
FLEET MAINTENANCE - OPERATIONS	1110	\$ 151,848.73	\$ 148,842.64
SOFTWARE PROJECTS	7060	\$ 7,927.61	\$ 97.80
SERVICE CENTER RENOVATION	7069	\$ 648,530.22	\$ 877,621.38
LAW ENFORCEMENT SOFTWARE	7071	\$ 433.22	\$ 468.69
FLEET MAINTENANCE RENOVATION	7072	\$ 163.20	\$ 176.58
JOCO ANNEX RENOVATION	7073	\$ 7,278,129.63	\$ 2,802,864.29
ERP SYSTEMS	7074	\$ 541,894.98	\$ 385,021.31
110 N MAIN RENOVATION	7075	\$ -	\$ 3,027,490.15
PRECINCT 3 SUB-COURTHOUSE	7076	\$ -	\$ 3,535,327.06
108 E KILPATRICK RENOVATION	7077	\$ -	\$ 282,277.94
AMERICAN RESCUE PLAN ACT FUND	8820	\$ 75,137.15	\$ 80,000.00
SB22 - SHERIFF'S OFFICE	9222	\$ -	\$ -
SB22 - COUNTY ATTORNEY	9223	\$ -	\$ -
SB22 - DISTRICT ATTORNEY	9224	\$ -	\$ -
		\$ 47,621,874.93	\$ 82,414,603.35
MASTER THOROUGHFARE PLAN	7080	\$ 32,386,216.04	\$ 32,681,727.72
		\$ 80,008,090.97	\$ 115,096,331.07

R  
R  
R

INVESTMENT INTEREST FOR 2ND QTR 2026

	COUNTY		JANUARY	FEBRUARY	MARCH		TOTAL
ACCOUNT NAME	FUND						
GENERAL	0100		\$ 275,592.06	\$ 313,107.95	\$ 325,151.01		\$ 913,851.02
HEALTHCARE FUND	0119		\$ 38,419.42	\$ 30,324.23	\$ 28,040.70		\$ 96,784.35
LAW LIBRARY	0140		\$ 581.11	\$ 498.58	\$ 534.62		\$ 1,614.31
R&B1	0150		\$ 10,685.32	\$ 11,320.34	\$ 12,226.91		\$ 34,232.57
R&B2	0160		\$ 18,855.85	\$ 18,506.96	\$ 20,064.70		\$ 57,427.51
R&B3	0170		\$ 11,488.12	\$ 12,054.01	\$ 13,051.28		\$ 36,593.41
R&B4	0180		\$ 13,716.26	\$ 14,971.18	\$ 16,129.72		\$ 44,817.16
RECORDS MGMT & PRESER CC	0212		\$ 2,083.74	\$ 1,830.12	\$ 1,995.03		\$ 5,908.89
RECORDS MGMT & PRESER DST CLK	0214		\$ 753.59	\$ 646.57	\$ 693.31		\$ 2,093.47
RECORDS MGMT & PRESER REC	0216		\$ 8,892.56	\$ 7,981.81	\$ 8,815.13		\$ 25,689.50
ELECTION SERVICES	0240		\$ 2,941.54	\$ 2,550.90	\$ 2,756.19		\$ 8,248.63
DA FORFEITURES FUNDS	0260		\$ 479.56	\$ 411.45	\$ 441.20		\$ 1,332.21
STOP SCU-FORFEITURES	0300		\$ 2,382.09	\$ 1,939.48	\$ 2,146.35		\$ 6,467.92
JUVENILE PROBATION	0350		\$ 205.53	\$ 176.34	\$ 189.08		\$ 570.95
JP #1 TECHNOLOGY	0360		\$ 250.06	\$ 214.54	\$ 230.05		\$ 694.65
JP #2 TECHNOLOGY	0370		\$ 113.41	\$ 95.39	\$ 101.31		\$ 310.11
JP #3 TECHNOLOGY	0380		\$ 291.16	\$ 249.81	\$ 267.87		\$ 808.84
JP #4 TECHNOLOGY	0390		\$ 342.54	\$ 293.89	\$ 315.14		\$ 951.57
COUNTY SPECIALTY COURT	0395		\$ 239.78	\$ 205.73	\$ 220.60		\$ 666.11
COURTHOUSE SECURITY	0400		\$ 450.68	\$ 386.67	\$ 414.63		\$ 1,251.98
JUSTICE COURT SECURITY	0410		\$ 325.41	\$ 279.20	\$ 299.38		\$ 903.99
COURT FACILITY FUND	0415		\$ 667.22	\$ 512.01	\$ 312.04		\$ 1,491.27
CUSTODIAL FUNDS	0420		\$ 137.68	\$ 118.12	\$ 126.66		\$ 382.46
COURT REPORT SERVICE FUND	0430		\$ 873.48	\$ 749.43	\$ 803.61		\$ 2,426.52
RECORDS ARCHIVE-CC	0450		\$ 3,152.97	\$ 2,758.22	\$ 2,996.37		\$ 8,907.56
DST CLK RECORDS PRESERVATION	0460		\$ 0.27	\$ 0.23	\$ 0.25		\$ 0.75
CTY & DST CLK TECHNOLOGY FUND	0470		\$ 54.81	\$ 47.02	\$ 50.42		\$ 152.25
CC RECORDS PRESERVATION	0480		\$ 1,463.68	\$ 1,273.28	\$ 1,378.79		\$ 4,115.75
DST CLK RECORDS TECHNOLOGY FUND	0490		\$ 567.17	\$ 486.62	\$ 521.80		\$ 1,575.59
PECAN VALLEY MHMR	0500		\$ 89.06	\$ 76.41	\$ 81.94		\$ 247.41
CAPITAL MURDER	0530		\$ 9,741.76	\$ 8,558.79	\$ 9,192.51		\$ 27,493.06
EQUIPMENT RESERVE	0540		\$ 3,082.88	\$ 2,645.04	\$ 2,836.25		\$ 8,564.17
CONSTRUCTION RESERVE	0545		\$ 1,132.63	\$ 3.19	\$ 3.43		\$ 1,139.25
INDIGENT HEALTH CARE	0550		\$ 14,013.07	\$ 12,445.33	\$ 13,614.28		\$ 40,072.68
OPIOID REMEDIATION	0555		\$ 513.81	\$ 440.84	\$ 472.71		\$ 1,427.36
RIGHT OF WAY	0600		\$ 6,382.05	\$ 5,531.48	\$ 5,787.94		\$ 17,701.47
GENERAL DEBT SERVICE	0800		\$ 2,587.18	\$ 2,999.69	\$ 631.21		\$ 6,218.08
PRE-TRAIL BOND SUPER	1020		\$ 1,877.29	\$ 1,613.83	\$ 1,732.94		\$ 5,224.06
FLEET MAINTENANCE - OPERATIONS	1110		\$ 486.51	\$ 417.42	\$ 447.59		\$ 1,351.52
SOFTWARE PROJECTS	7060		\$ 0.32	\$ 0.27	\$ 0.29		\$ 0.88
SERVICE CENTER RENOVATIONS	7069		\$ 2,868.62	\$ 2,461.21	\$ 2,639.13		\$ 7,968.96
LAW ENFORCEMENT SOFTWARE	7071		\$ 1.53	\$ 1.31	\$ 1.41		\$ 4.25
FLEET MAINTENANCE RENOVATION	7072		\$ 0.58	\$ 0.50	\$ 0.53		\$ 1.61
JOCO ANNEX RENOVATION	7073		\$ 9,161.51	\$ 7,860.38	\$ 8,428.61		\$ 25,450.50
ERP SYSTEMS	7074		\$ 1,724.84	\$ 1,170.17	\$ 1,157.81		\$ 4,052.82
110 N MAIN RENOVATION	7075		\$ 9,895.73	\$ 8,490.33	\$ 9,104.09		\$ 27,490.15
PRECINCT 3 SUB-COURTHOUSE	7076		\$ 16,459.08	\$ 14,121.54	\$ 14,996.44		\$ 45,577.06
108 E KILPATRICK RENOVATION	7077		\$ 121.35	\$ 1,072.69	\$ 926.45		\$ 2,120.49
ARPA	8820		\$ -	\$ -	\$ -		\$ -
SB22 - SHERIFF'S OFFICE	9222		\$ -	\$ -	\$ -		\$ -
SB22 - COUNTY ATTORNEY	9223		\$ -	\$ -	\$ -		\$ -
SB22 - DISTRICT ATTORNEY	9224		\$ -	\$ -	\$ -		\$ -
			\$ 476,146.87	\$ 493,900.50	\$ 512,329.71		\$ 1,482,377.08